



Exit Devices

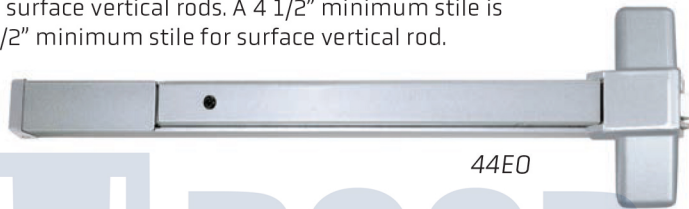
MEDIUM STILE

TITAN 44 SERIES

The Titan 44 Series exit device is designed for medium stile doors. The universal non-handed design makes this unit available for most medium stile applications. Comes in rim and surface vertical rods. A 4 1/2" minimum stile is needed for rim installation, 3 1/2" minimum stile for surface vertical rod.

Features

- Allen key dogging
- UL Listed
- Security guarded bolt
- ANSI 156.3 Grade 1
- Non-handed, field reversible



44EO

Standard Finishes: Aluminum [AL] and Duranodic [DU] Stainless Steel [US32D]

SURFACE VERTICAL ROD

Features


- Allen key dogging
- UL Listed
- Security guarded bolt
- ANSI 156.3 Grade 1
- Non-handed, field reversible



4427EO

44 Series Trim Selections

Number **Description**



- 44KIL** Lever trim entry function
- 44KIL-SFIC** Lever trim SFIC entry function
- 44KIL-STR** Lever trim storeroom function




- 44KIL-P** Lever trim passage function



- 44L** Escutcheon lever trim entry
- 44L-STR** Escutcheon lever storeroom
- 44L-PASS** Escutcheon lever passage

Number **Description**



- 44BP** Butterfly wing pull



- 44BP-DT** Butterfly Wing pull dummy



- 44-DDS** Double Door Strike
*Mounts on Inactive Leaf